

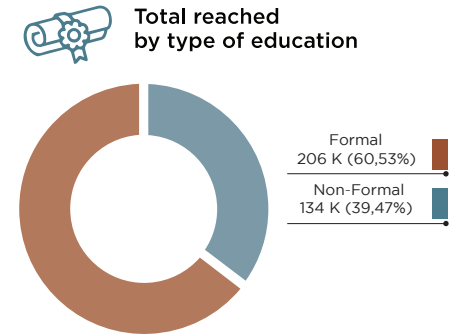
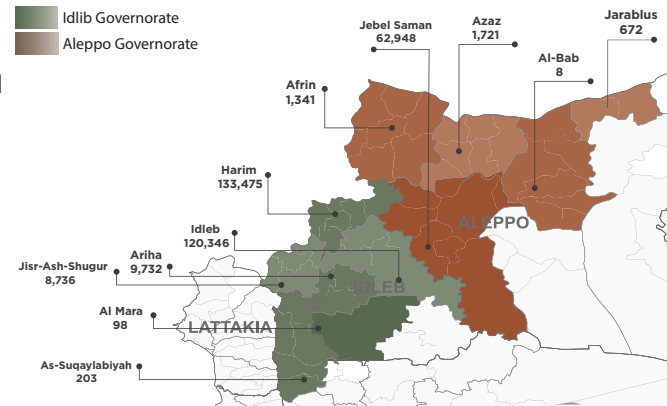
SNA EARTHQUAKE RESPONSE - SITREP#8 for August 2023

The following report outlines the humanitarian response of Syrian NGO Alliance (SNA) members during Aug 2023, encompassing both the general response and post-earthquake response. The report focuses on three sectors: Education, Nutrition, and

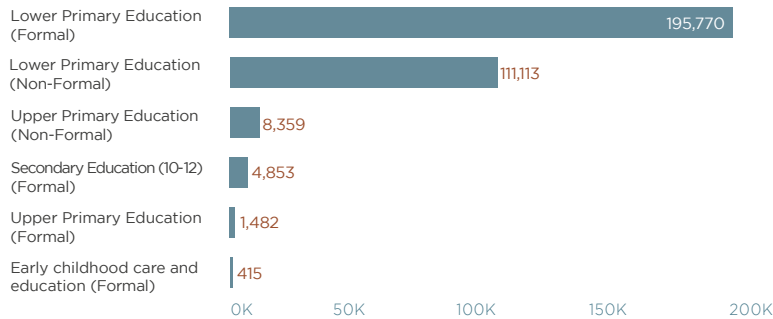
Protection. For data regarding response from the Early Recovery, FSL, and WaSH sector, please refer to SitRep 8. The footer of each sector contains the list of SNA members who provided response data for this report.

Education

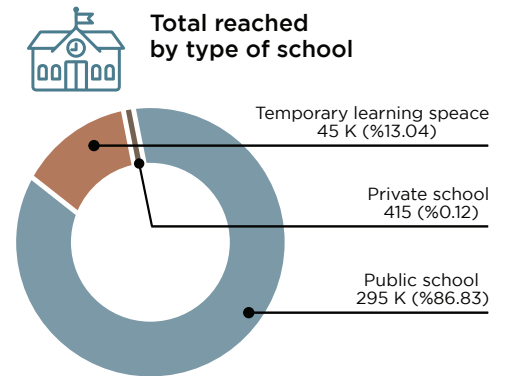

- During August 2023, SNA members reported successful implementation of education programs in Idlib and Aleppo. The reporting members reached **182,417** new children (**91,181** Boys, **91,236** Girls) across several age groups and **329,291** repeated children (**172,340** Boys, **156,951** Girls)
- The activities took place in **550** schools and **83** Camps
- The primary modality of the project activities was in-classroom providing Formal and Non-formal education
- The main recipients of these services were internally displaced persons (IDPs) Accounting for **62,816** followed by host community members **4,874** and individuals from mixed background **271,730**
- The level of education provided spanned from lower to upper secondary and primary levels included both formal and non-formal education and Early childhood care and education



Total reached by level of education

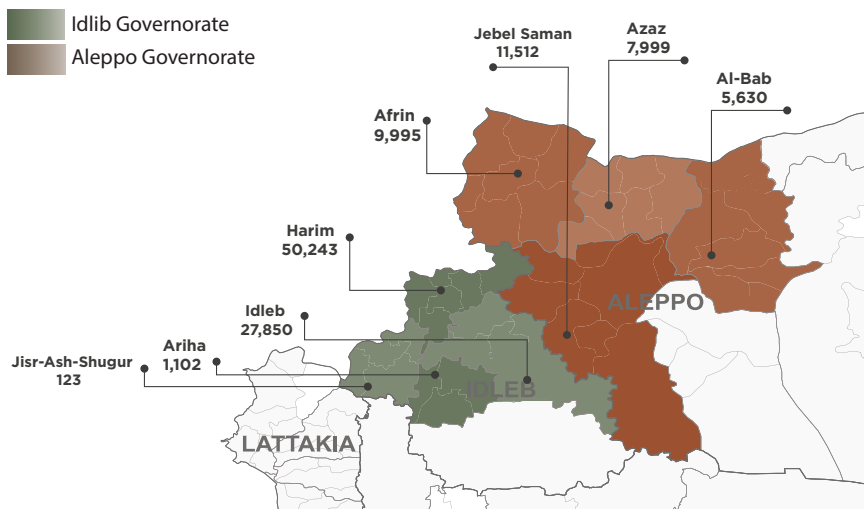


Number of beneficiaries varied by age and gender, with the new and repeated beneficiaries

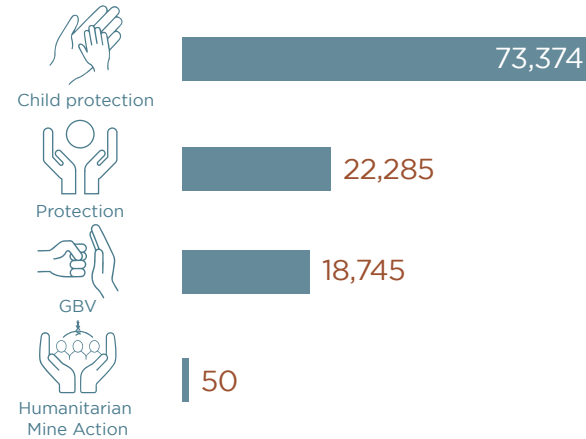


PROTECTION

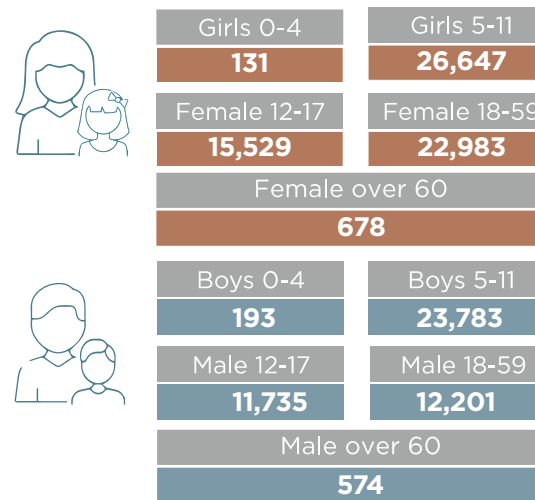
- SNA members responses are categorized under the areas of responsibilities (AoR) umbrella: Child protection, Protection, Gender-based violence (GBV), and Mine Action (MA).
- SNA members have reached a total of **114,454** beneficiaries through protection activities during Aug. the main beneficiaries include a combination of IDPs and host communities. when compared to July, there was a notable rise of 12,954 in the count of beneficiaries reached.
- Support provided in response to the recent earthquake reached **64,538** beneficiaries (**56.39%** of the total reached). the main activities included awareness raising, distribution of dignity kit, providing psychosocial support, and offering in-kind materials assistance.
- In addition to activities targeting communities, members offered protection services in **16** collective shelters for displaced and homeless.



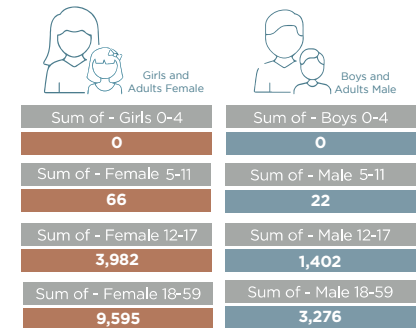
Total reached by sub-sector



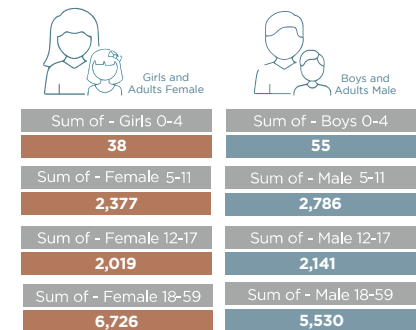
Total # of beneficiaries reached by age and gender



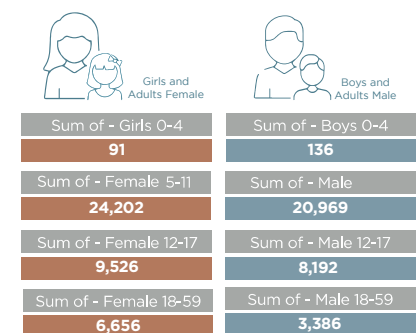
GBV



Protection

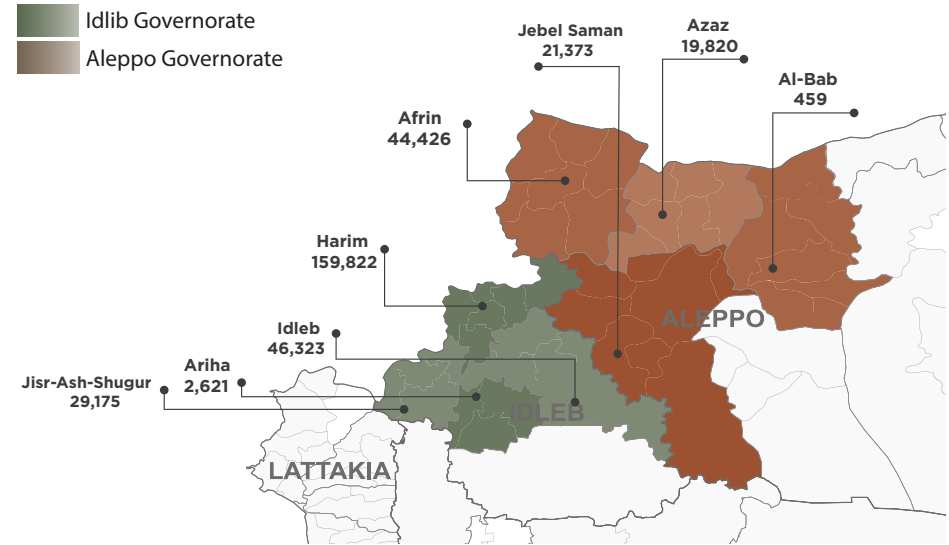


Child Protection



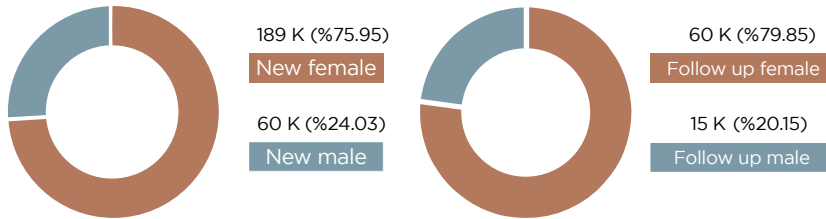
NUTRITION

- Interventions aimed to address severe acute malnutrition (SAM) and moderate acute malnutrition (MAM) among boys and girls. The program reached an overall count of **324,019** beneficiaries, encompassing both follow-up cases and new recipients.
- Services were delivered at health facilities as well as via rapid response teams, focusing primarily on screening and referrals, family mid-upper arm circumference (MUAC) measurements, infant and young child feeding (IYCF) practices, blanket supplementary feeding programme, micronutrients supplementation, community management of acute malnutrition (CMAM), and various nutrition-related activities were part of the programming.
- The project also provided support to pregnant and lactating women (PLW) to tackle MAM among them referring those with MAM for further assistance. As a result, **18,946** pregnant women and **27,522** lactating women were reached through this intervention.
- Progress was noted in recoveries, with **473** male and **1,876** female reported as having improved nutrition status. Nonetheless, challenges were also encountered, including the unfortunate loss of **1** female beneficiary and some cases where recipients didn't recover as anticipated or defaulted from the program.

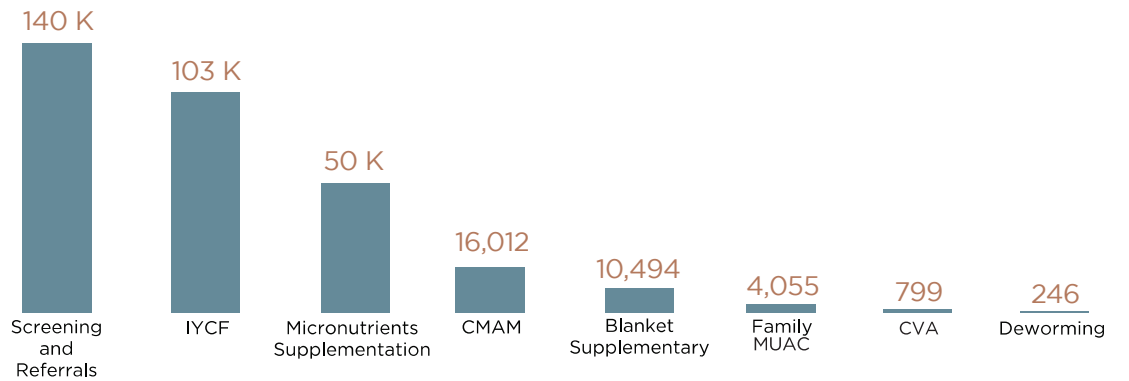


New beneficiaries were reached

Follow-up interactions with existing beneficiaries



Total reached by activity group



SAM Girls	SAM Boys	U5 referred with SAM
763	487	127
MAM Girls	MAM Boys	U5 referred with MAM
3,302	2,254	674