

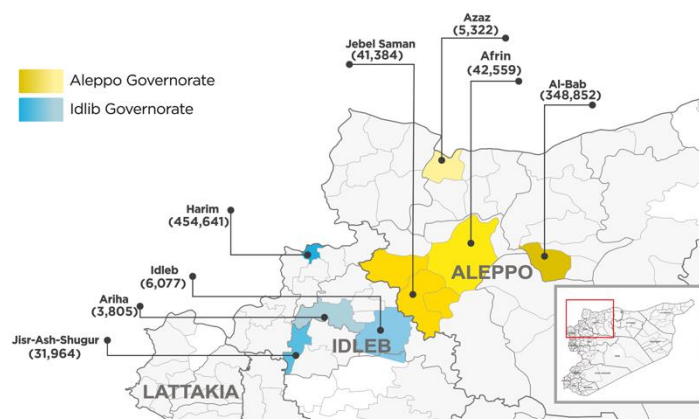
# SNA EARTHQUAKE RESPONSE – SITREP #7 for JULY 2023

This report details the humanitarian responses of the Syrian NGO Alliance (SNA) members during July 2023, encompassing both the general response and the post-earthquake response. The report focuses on three sectors: Food Security and Livelihoods (FSL), Water,

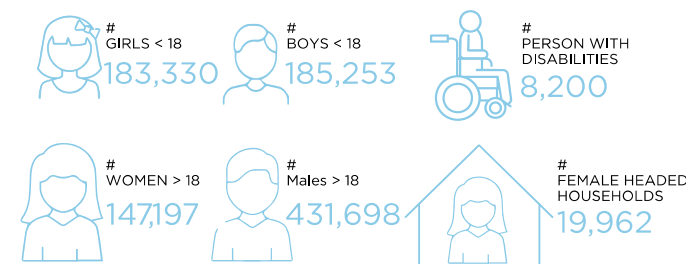
Sanitation, and Hygiene (WASH), and Early Recovery. For data related to the Education, Nutrition, and Protection sectors, please refer to SitRep6. The list of SNA members who provided response data for this report can be found in the footer of each sector.

## FOOD SECURITY & LIVELIHOODS (FSL)

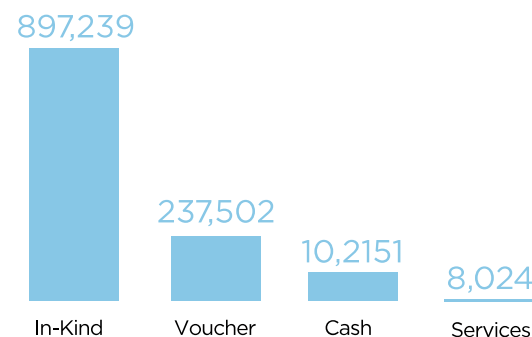
- In July, members of the SNA reached a wide range of beneficiaries through their FSL interventions, targeting various groups such as adults, children, individuals with disabilities, and female-headed households.
- **248,840** households were reached encompassing **1,244,916** individuals. Although the reported number of members is lower than in June, there has been an increase of 68,584 households. **1,157,502** of these individuals were unique to the month of July while, the rest had received similar assistance in the previous month.
- Beneficiaries reached included 41% Internally Displaced Persons (IDPs) and 59% mix of Host Communities & IDPs.
- To ensure that assistance provided aligned with the specific needs and contexts of the beneficiaries, both in-kind services and cash/voucher aid were utilized.



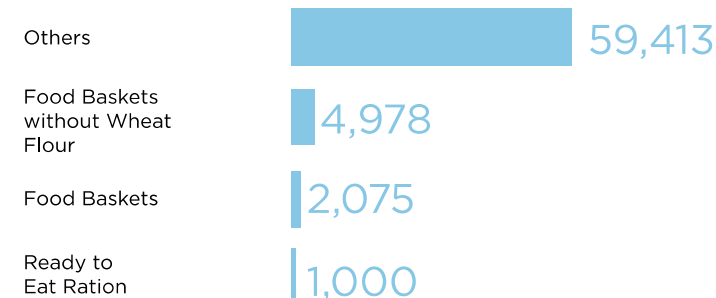
### Number of beneficiaries varied by age and gender



### Total beneficiaries by delivery modality

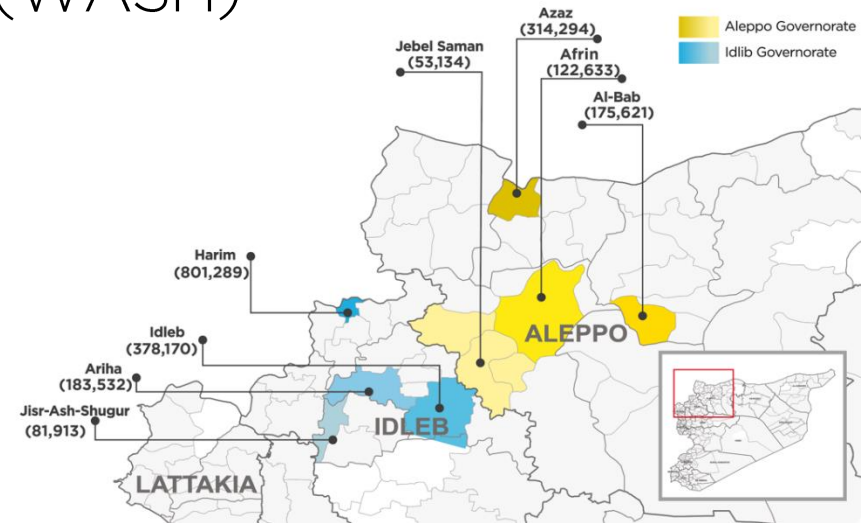


### Provide food aid for earthquake affected

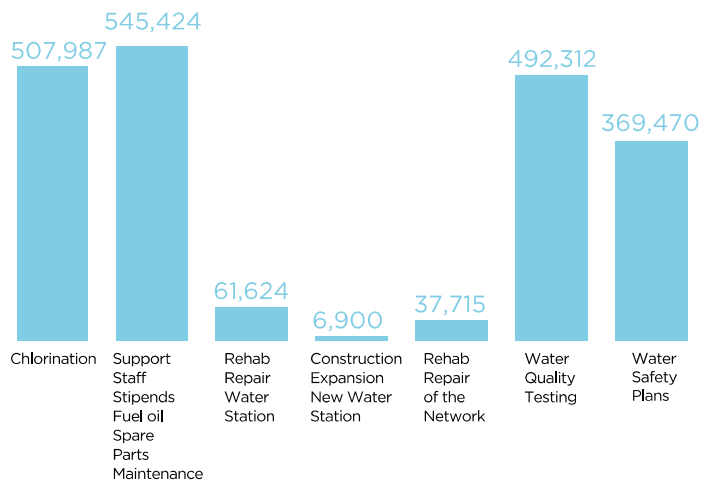


# WATER, SANITATION AND HYGIENE (WASH)

- SNA members conducted WASH projects in **368** camps, **3** shared shelters, and **22** schools. They focused mainly on working in camps, which was an increase compared to their activities in June.
- Through water infrastructure projects, SNA members delivered a total of **600,591** cubic meters of water. The entire operation utilized **23,178** liters of fuel throughout the month.
- Through water trucking, SNA members delivered **600,207** cubic meters of water and reached **514,224** beneficiaries.
- Water treatment procedures were carried out in **4,913** households.
- Within the scope of sanitation, **1,820** new toilets were installed, and **13,457** hygiene kits were distributed. Regular maintenance and cleaning of the toilets was undertaken, ensuring sanitary and accessible facilities for **63,516** beneficiaries, of which **214** were individuals with disabilities.



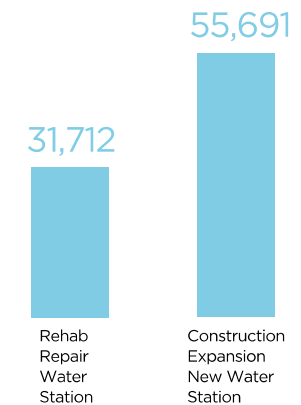
## Water Infrastructure



## Total reached by Cholera Intervention

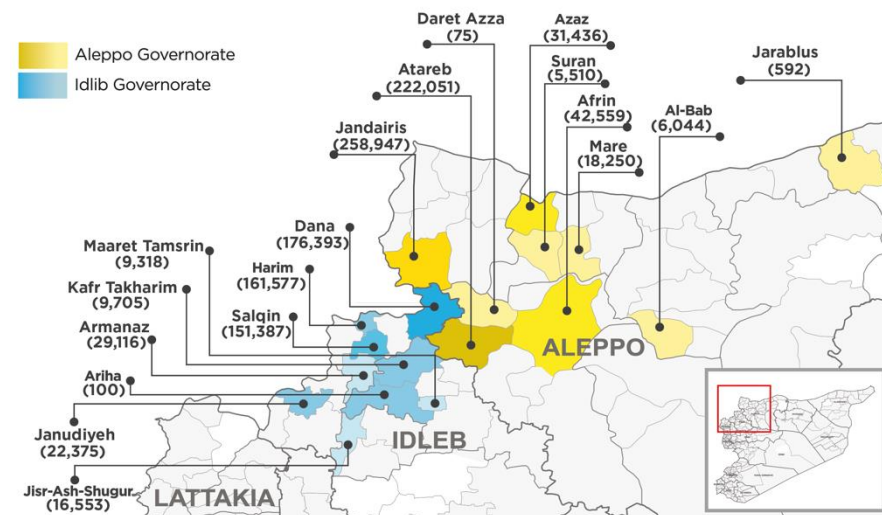


## Total beneficiaries reached by sewage infrastructure

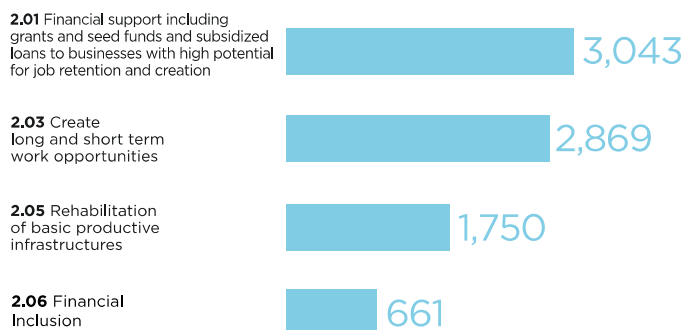


# EARLY RECOVERY

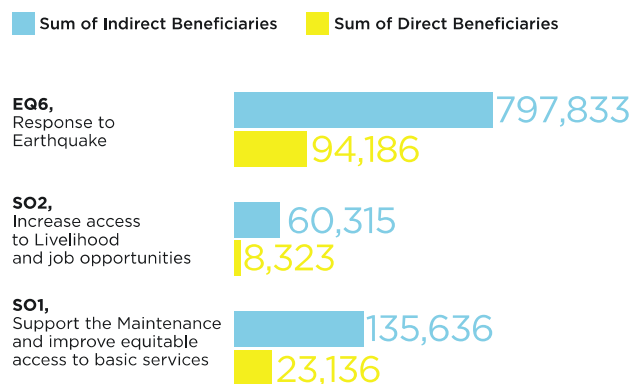
- SNA members conducted Early Recovery projects in **39** communities in Idlib and Aleppo Governorates.
- SNA members reached and assisted **1,119,429** beneficiaries (directly and indirectly) during July 2023.
- Early Recovery projects have reached individuals, including **892,019** individuals through the Earthquake Response initiative which increased by almost **200K** when comparing with June despite having fewer members reporting than we did in June.
- **158,772** people were reached through activities under Maintenance and Improvement of Equitable Access to Basic Services, and **68,823** individuals benefiting from enhanced access to Livelihoods and Job Opportunities.
- An additional **993,934** indirect beneficiaries benefited from the overall improved conditions and infrastructure stemming from early recovery projects such as the rehabilitation of local markets/warehouses and roads.



## Total direct beneficiaries by sector objective increase access to livelihoods and job opportunities



## Direct beneficiaries and #Indirect beneficiaries# by sector objective



## Total direct beneficiaries by sector objective response to earthquake

