

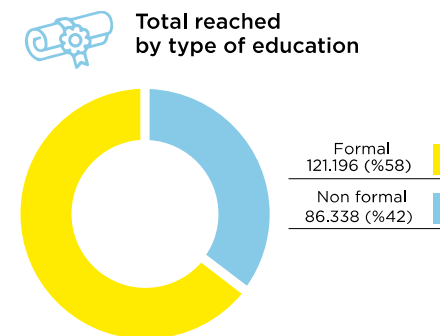
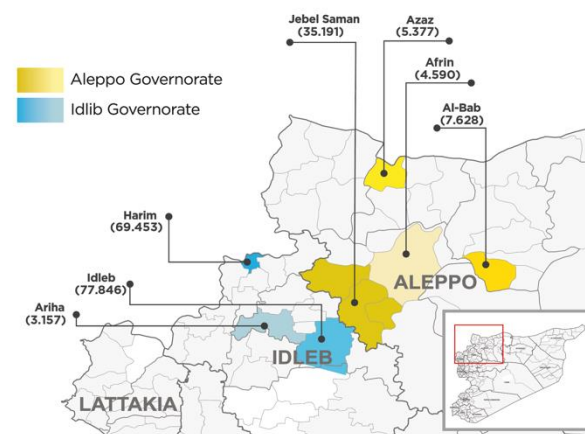
# SNA EARTHQUAKE RESPONSE – SITREP #6 for JULY 2023

The following report outlines the humanitarian responses of Syrian NGO Alliance (SNA) members during July 2023, encompassing both the general response and post-earthquake response. The report focuses on three sectors: Education, Nutrition, and

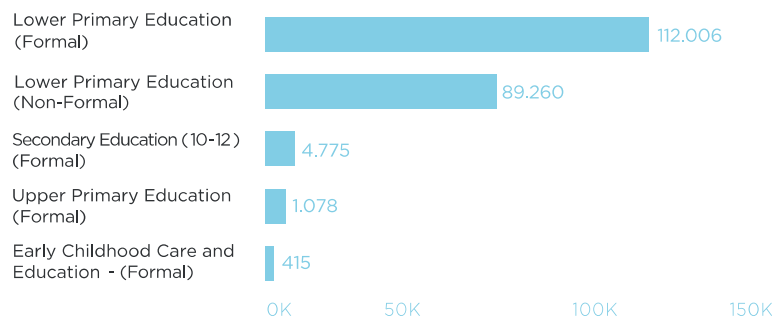
Protection. For data regarding responses from the Early Recovery, FSL, and WaSH sectors, please refer to SitRep 7. The footer of each sector contains the list of SNA members who provided response data for this report.

## EDUCATION

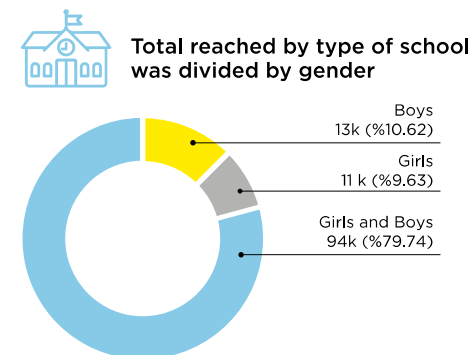
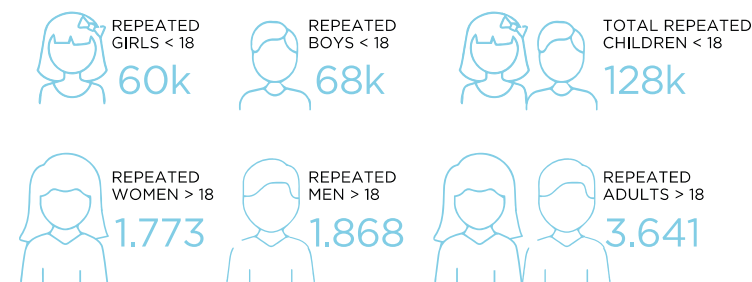
- During July 2023, SNA members reported successful implementation of education programs in Idleb and Aleppo. The reporting members reached **71,879 new** children (35,946 Boys, 35,933 Girls) across several age groups and **128,079** repeated children (67,746 Boys, 60,333 Girls).
- The activities took place in 238 schools and 33 camps.
- The primary modality of the project activities was in-classroom, providing Formal and Non-formal education.
- The main recipients of these services were internally displaced persons (IDPs), accounting for 127,229 mixed backgrounds, followed by IDPs (591,85) and individuals from host community members (21,120).
- The level of education provided spanned from lower to upper secondary levels and included both formal and non-formal education.



### Total reached by level of education

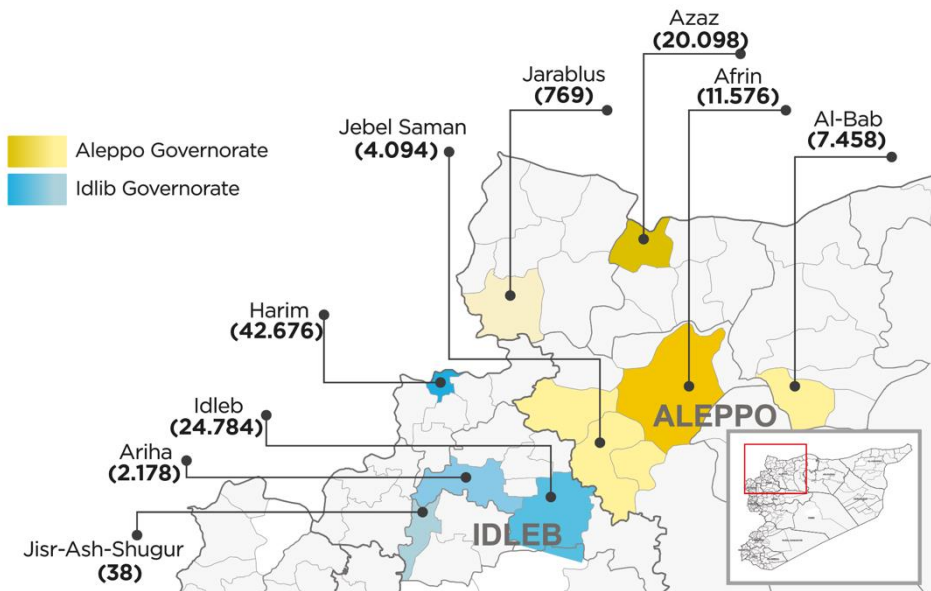


### Number of beneficiaries varied by age and gender, with the new and repeated beneficiaries

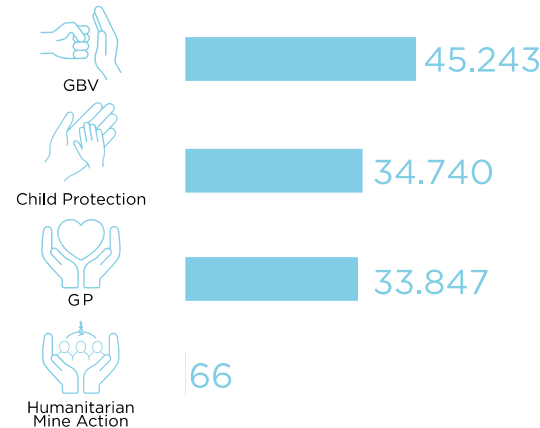


# PROTECTION

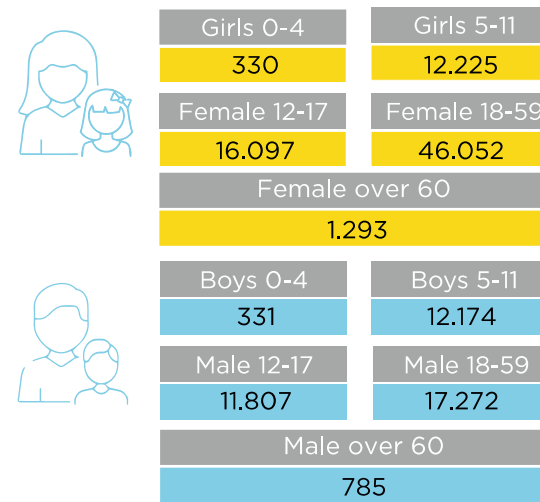
- SNA members responses are categorized under the Areas of Responsibilities (AoR) umbrella: Child protection, Protection, Gender-based violence (GBV), and Mine Action (MA).
- SNA members have reached a total of **113,896** beneficiaries through protection activities during July. The main beneficiaries include a combination of IDPs and host communities. When compared to June, there was a notable rise of 12,954 in the count of beneficiaries reached.
- Support provided in response to the recent earthquake reached **66,534** beneficiaries (58.42% of the total reached). The main activities included awareness raising, distribution of dignity kits, providing psychosocial support, and offering in-kind materials assistance.
- In addition to activities targeting communities, members offered protection services in 16 collective shelters for displaced and homeless.



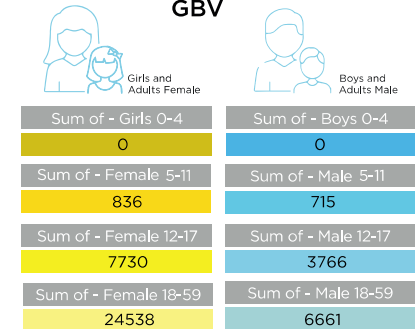
## Total reached by sub-sector




## Total # of beneficiaries reached by age and gender




## GBV



## Protection

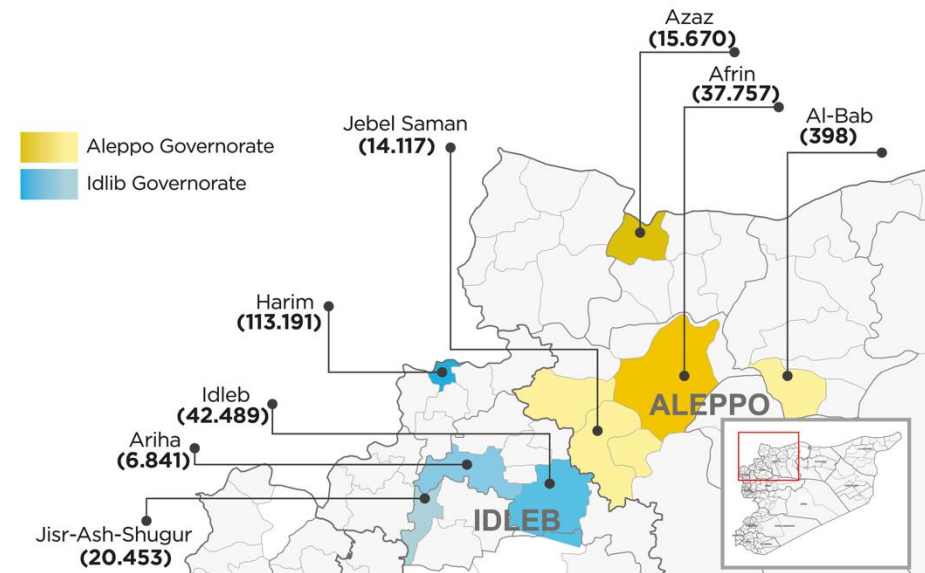


## Child protection

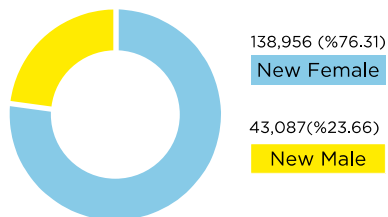


# NUTRITION

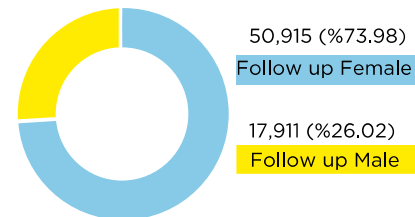
- Interventions aimed to address severe acute malnutrition (SAM) and moderate acute malnutrition (MAM) among boys and girls.. The program reached an overall count of 250,916 beneficiaries, encompassing both follow-up cases and new recipients.
- Services were delivered at health facilities as well as via Rapid Response Teams, focusing primarily on screening and referrals. Family Mid-Upper Arm Circumference (MUAC) measurements, Infant and Young Child Feeding (IYCF) practices, Blanket Supplementary Feeding Programme, Micronutrients Supplementation, Community Management of Acute Malnutrition (CMAM), and various nutrition-related activities were part of the programming.
- The project also provided support to pregnant and lactating women (PLW) to tackle MAM among them referring those with MAM for further assistance. As a result, 18400 pregnant women and 31283 lactating women were reached through this intervention.
- Progress was noted in recoveries, with 221 males and 861 females reported as having improved nutrition status. Nonetheless, challenges were also encountered, including the unfortunate loss of 1 female and 1 male beneficiaries and some cases where recipients didn't recover as anticipated or defaulted from the program.



New beneficiaries were reached



Follow-up interactions with existing beneficiaries



SAM Girls	SAM Boys	U5 referred with SAM
336	205	298
MAM Girls	MAM Boys	U5 referred with MAM
2,636.00	1,826.00	1,345.00

Total reached by activity group

